



Sam Yuen Carpet Development Ltd.

三源地氈發展有限公司

九龍佐敦德興街11號興富中心701室

Rm 701 Rightful Centre, No.11 Tak Hing St. Kln. H.K.















Tel: (852) 2780 3990 Fax: (852) 2770 7230

Email: info@samyuencarpet.com

TECHNICAL SPECIFICATIONS

Item Name	: LVT-200
Quality	: 100% Pure PVC
Size	: 7.25 " x 48" / pce
Thickness	: 2.0mm
Wear Layer	: 0.30mm with PU coating
Packing	: 24 pcs (5.4 sq.m./Box)
Classification	: EN 685 23 Domestic heavy EN 685 31 Commercial moderate
Flammability	: EN13501-1 B _{fl} -S1
Slip Resistance	: EN13893 / SGS DIN 51130:2010 R10
Color fastness to Light	: EN ISO 105-B02 ≥ 6
Dimensional Stability	: EN 434:1994 $\leq 0.25\%$
Abrasion Resistance	: EN660-2 Group T
Peel Strength/Shear Force	: EN431:1994 / EN432:1994
Castor Chair	: EN425:2002 (Pass)
Determination of Thickness/Layer	: EN 428:1993 / EN429:1993
Electrical Behaviour	: EN 1815 : 1997 < 2Kv
Formaldehyde Emission	: EN717-1 Part3 :1994 (Not detected)
Determination of heavy metal	: EN71 Part3 :1994 (Not detected)
Certificate	: ISO14001 : 2015

Technical Data Sheet

	Standard	Result
 Overall thickness		2.0 mm
Wear layer		0.30 mm
Bevelled edge		No
 Manufacturing standard	EN649	Pass
 Classification	EN 685: 31 Commercial moderate	
 Classification	EN 685: 23 Domestic heavy	
 Reaction to fire	EN 13501-1	B _{fl} -s1
 Slip resistance	EN 13893	DS
 Light fastness	ISO 105-B02	≥6
 Abrasion resistance	EN 660-2	Group T
 Dimensional stability	EN 434	≤0.25%
 Curl after 6hrs at 80°C	EN 434	≤2mm
 Indentation - residual	EN 433	≤0.1mm
 Flexibility	EN435	Pass
 Peeling strength of layers	EN431	Pass
 Effect of a castor chair	EN425	Pass
Formaldehyde emission	EN 717-1	Not detected
Determination of migration of heavy metals	EN 71	Not detected
Underfloor heating		Suitable
Recycling		Suitable
Reach		Conform





TEST REPORT

No. : SC111121249

Date : Nov. 21, 2011

Page: 1 of 8

FLOOR CO., LTD.
TANGQIAO, YAOGUAN, WUJIN

The following sample(s) was/ were submitted and identified on behalf of the client as:

Sample Name : PVC Floor
Sample No. : SC111121249
Test Required : Please see the next page(s)
Test Method : Please see the next page(s)
Product specification : 45.72cm*45.72cm*0.3cm
Manufacturer : FLOOR CO., LTD.
Date of Receipt : Nov. 01, 2011
Test Period : Nov. 01, 2011 to Nov. 21, 2011
Test Result(s) : For further details, please refer to the following page(s)

***** To be continued*****

Signed for SGS-CSTC Standards
Technical Services (Shanghai) Co., Ltd

Sally Xie

Sally Xie
Authorized signatory

This document is issued by the Company subject to its General Conditions of Service printed overleaf, available on request or accessible at http://www.sgs.com/terms_and_conditions.
It is not valid for electronic format documents, subject to Terms and Conditions for Electronic Documents at www.sgs.com/terms_e-document.htm. Attention is drawn to the Limitation of
Liability, Jurisdiction and jurisdiction issues defined therein. Any holder of this document is advised that information contained hereon reflects the Company's findings at the time of
its issue and is not intended to be used within the limits of Client's instructions, if any. The Company's sole responsibility is to its Client and this document does not exonerate parties to a transaction
from exercising all their rights and obligations under the transaction documents. This document cannot be reproduced except in full, without prior written approval of the Company.
Any unauthorized alteration, forgery or falsification of the content or appearance of this document is unlawful and offenders may be prosecuted to the fullest extent of the law.
The results shown in this test report refer only to the sample(s) tested and such sample(s) are retained for 30 days only.



No. 69, Block 1159, East Kang Qiao Road, Pudong District, Shanghai, China 201319 | (86-21) 61106300 | (86-21) 68183122/68183920 | www.cn.sgs.com
中国·上海·浦东康桥东路1159弄69号邮编:201319 | (86-21) 61106300 | (86-21) 68183122/68183920 | sgs.china@sgs.com

Member of the SGS Group (SGS SA)



TEST REPORT

No. : SC111121249

Date : Nov. 21, 2011

Page: 2 of 8

1. Determination of migration of heavy metals

Test Part Description: yellow solid part

Test Method: With reference to EN 71 Part 3:1994 + A1:2000 + AC:2002 Migration of Certain Elements, analysis was performed by ICP-OES.

Test Item(s)	Limit.	Unit	MDL	result
Soluble Lead (Pb)	90	mg/kg	5	ND
Soluble Antimony (Sb)	60	mg/kg	5	ND
Soluble Arsenic (As)	25	mg/kg	5	ND
Soluble Barium (Ba)	1,000	mg/kg	10	ND
Soluble Cadmium (Cd)	75	mg/kg	5	ND
Soluble Chromium (Cr)	60	mg/kg	5	ND
Soluble Mercury (Hg)	60	mg/kg	5	ND
Soluble Selenium (Se)	500	mg/kg	10	ND

Notes: (1) Results shown are of the adjusted analytical results.

(2) 1 mg/kg = 1 ppm = 0.0001%

(3) MDL = Method Detection Limit

(4) ND = Not Detected (< MDL)

(5) "-" = Not Regulated

Conclusion: When tested as specified, the specified material of the submitted sample comply with the stated requirements of the European Standard EN 71 Part3:1994 + A1:2000 + AC:2002.

***** To be continued*****

This document is issued by the Company subject to its General Conditions of Service printed overleaf, available on request or accessible at http://www.sgs.com/terms_and_conditions.htm and for electronic format documents, subject to Terms and Conditions for Electronic Documents at www.sgs.com/terms_e-document.htm. Attention is drawn to the limitation of liability, jurisdiction and jurisdiction issues defined therein. Any holder of this document is advised that information contained hereon reflects the Company's findings at the time of its issue and is subject to the limits of Client's instructions, if any. The Company's sole responsibility is to its Client and this document does not exonerate parties to a transaction from exercising all their rights and obligations under the transaction documents. This document cannot be reproduced except in full, without prior written approval of the Company. Any unauthorized alteration, forgery or falsification of the content or appearance of this document is unlawful and offenders may be prosecuted to the fullest extent of the law. Unless otherwise stated, the results shown in this test report refer only to the sample(s) tested and such sample(s) are retained for 30 days only.



No.69, Block 1159, East Kang Qiao Road, Pudong District, Shanghai, China 201319 t:(86-21) 61196300 f:(86-21) 68183122/68183920 www.cn.sgs.com
中国·上海·浦东康桥东路1159弄69号 邮编:201319 t:(86-21) 61196300 f:(86-21) 68183122/68183920 e:sgs.china@sgs.com

Member of the SGS Group (SGS SA)



TEST REPORT

No. : SC111121249

Date : Nov. 21, 2011

Page: 3 of 8

2. Formaldehyde emission

Sample description: black pvc floor

Test Method: With reference to EN 717-1:2004, analysis was performed by UV-Vis.

Test Item(s)	Unit	MDL	Result
Formaldehyde Emission (In air)	mg/m ³	0.080	ND

Notes: (1) mg/m³ = milligram per cubic meter

(2) Reference Limit: EN13986:2004(E)

Formaldehyde class E1: ≤0.124 mg/m³ air

Formaldehyde class E2: >0.124 mg/m³ air

(3) MDL = Method Detection Limit

(4) ND = Not Detected (< MDL)

3. Peel strength, Shear force

Test item	Test method	Test condition	Result	
Peel strength	EN 431: 1994	Specimen width: 50mm Separation speed: 100mm/min	X direction	95N/50mm
			Y direction	95N/50mm
Shear force	EN 432: 1994	Shear area: 40×50mm Separation speed: 100mm/min	X direction	14680N
			Y direction	14948N

Note: All test specimens were cut from the sample.

***** To be continued*****

This document is issued by the Company subject to its General Conditions of Service printed overleaf, available on request or accessible at http://www.sgs.com/terms_and_conditions.htm and for electronic format documents, subject to Terms and Conditions for Electronic Documents at www.sgs.com/terms_e-document.htm. Attention is drawn to the limitation of liability, jurisdiction and jurisdiction issues defined therein. Any holder of this document is advised that information contained hereon reflects the Company's findings at the time of its issue and is subject to change within the limits of Client's instructions, if any. The Company's sole responsibility is to its Client and this document does not exonerate parties to a transaction from exercising all their rights and obligations under the transaction documents. This document cannot be reproduced except in full, without prior written approval of the Company. Any unauthorized alteration, forgery or falsification of the content or appearance of this document is unlawful and offenders may be prosecuted to the fullest extent of the law. Unless otherwise stated, the results shown in this test report refer only to the sample(s) tested and such sample(s) are retained for 30 days only.



No.69, Block 1159, East Kang Qiao Road, Pudong District, Shanghai, China 201319 t:(86-21)61196300 f:(86-21)68183122/68183920 www.cn.sgs.com
 中国·上海·浦东康桥东路1159弄69号 邮编:201319 t:(86-21)61196300 f:(86-21)68183122/68183920 e:sgs.china@sgs.com

Member of the SGS Group (SGS SA)



TEST REPORT

No. : SC111121249

Date : Nov. 21, 2011

Page: 4 of 8

Test No.	Test Property	Test Method	Test principles/requirements	Rating/Result
4	Effect of a castor chair	EN 425:2002	Inspect the surface of the castors, and if necessary, clean them with a cotton pad impregnated with denatured ethanol, and dry. Pre-clean the test piece with a vacuum cleaner. Fix the base for the test piece on the circular plate, and lower the triangular platform to allow the castors to come into contact with the test piece. Preset the counter for 25000 revolutions of the plate and set the apparatus in motion with the suction nozzle being operated continuously. At the end of the test, examine the test piece for appearance change from a distance of approximately 800 mm at an approximate angle of 45°. And from all directions by slowly rotating the viewing table. There should not be any damage caused by detachment of layers, opening joints, or crazing. Ignore any flattening or change in appearance, e.g. change in gloss.	Pass

***** To be continued*****

This document is issued by the Company subject to its General Conditions of Service printed overleaf, available on request or accessible at http://www.sgs.com/terms_and_conditions.htm and for electronic format documents, subject to Terms and Conditions for Electronic Documents at www.sgs.com/terms_e-document.htm. Attention is drawn to the limitation of liability, indemnification and jurisdiction issues defined therein. Any holder of this document is advised that information contained hereon reflects the Company's findings at the time of its testing and is not intended to be used within the limits of Client's instructions, if any. The Company's sole responsibility is to its Client and this document does not exonerate parties to a transaction from exercising all their rights and obligations under the transaction documents. This document cannot be reproduced except in full, without prior written approval of the Company. Any unauthorized alteration, forgery or falsification of the content or appearance of this document is unlawful and offenders may be prosecuted to the fullest extent of the law. Unless otherwise stated, the results shown in this test report refer only to the sample(s) tested and such sample(s) are retained for 30 days only.



No. 69, Block 1159, East Kang Qiao Road, Pudong District, Shanghai, China 201319 t:(86-21) 61196300 f:(86-21) 68183122/68183920 www.cn.sgs.com
中国·上海·浦东康桥东路1159弄69号 邮编:201319 t:(86-21) 61196300 f:(86-21) 68183122/68183920 e:sgs.china@sgs.com

Member of the SGS Group (SGS SA)

TEST REPORT

No. : SC111121249

Date : Nov. 21, 2011

Page: 5 of 8

Test No.	Test Property	Test Method	Test principles/requirements	Rating/ Result
5	Determination of the side length, squareness and straightness of tiles	EN 427:1994	Condition the test pieces and mandrels at a temperature of (23±2) °C and relative humidity (50±5) % for a minimum of 24 h. Side length should be ≤0.13% of nominal length, up to 0.5mm maximum. Squareness and straightness for side length: <div style="display: flex; justify-content: space-between;"> <div style="width: 45%;"> ≤400mm >400mm >400mm (intended for welding) </div> <div style="width: 45%;"> deviation ≤0.25mm ≤ 0.35mm ≤0.50mm </div> </div>	/ No claim See Result1
6	Determination of overall thickness	EN 428:1993	Condition the test pieces and mandrels at a temperature of (23±2) °C and relative humidity (50±5) % for a minimum of 24 h. For overall thickness: Average value should be nominal value $^{+0.13}_{-0.10}$ mm Individual results should be average value ±0.15mm	/ No claim Average: 3.08mm Max: 3.18mm Min: 3.04mm
7	Determination of the thickness of layers	EN 429:1993	Condition the test pieces and mandrels at a temperature of (23±2) °C and relative humidity (50±5) % for a minimum of 24 h. Calculate the mean value of thickness for each layer from the number of measurements taken, and express these results to the nearest 0.01mm.	/ No claim Thickness of layers 0.33mm

***** To be continued*****

This document is issued by the Company subject to its General Conditions of Service printed overleaf, available on request or accessible at http://www.sgs.com/terms_and_conditions.htm and, for electronic format documents, subject to Terms and Conditions for Electronic Documents at www.sgs.com/terms_e-document.htm. Attention is drawn to the limitation of liability, indemnification and jurisdiction issues defined therein. Any holder of this document is advised that information contained hereon reflects the Company's findings at the time of its issue and is not intended to be relied upon within the limits of Client's instructions, if any. The Company's sole responsibility is to its Client and this document does not exonerate parties to a transaction from exercising all their rights and obligations under the transaction documents. This document cannot be reproduced except in full, without prior written approval of the Company. Any unauthorized alteration, forgery or falsification of the content or appearance of this document is unlawful and offenders may be prosecuted to the fullest extent of the law. Unless otherwise stated, the results shown in this test report refer only to the sample(s) tested and such sample(s) are retained for 30 days only.



No. 69, Block 1159, East Kang Qiao Road, Pudong District, Shanghai, China 201319 t:(86-21) 61196300 f:(86-21) 68183122/68183920 www.cn.sgs.com
 中国·上海·浦东康桥东路1159弄69号 邮编: 201319 t:(86-21) 61196300 f:(86-21) 68183122/68183920 e sgs.china@sgs.com

Member of the SGS Group (SGS SA)



TEST REPORT

No. : SC111121249

Date : Nov. 21, 2011

Page: 6 of 8

Test No.	Test Property	Test Method	Test principles/requirements	Rating/ Result
8	Determination of mass per unit area	EN 430:1994	Total mass per unit area (average) should be nominal value $^{+0.13\%}$ $^{-0.10\%}$ g/m ² .	/ No claim Mass per unit area:5894.7 g/m ²
9	Determination of residual indentation after static loading	EN 433:1994	Mark the place of measurement and measure the initial thickness of the test piece, t ₀ , at its centre to 0.01 mm. Place the test piece on the platform. Place the annular weight on the test piece. Smoothly apply the appropriate total force 500N, and start the stopwatch within 2s. Record the depth of indentation after 150 min to 0.01mm, and remove the force and the test piece from the platform. After a further 150 min, measure the final thickness of the test piece, t ₁ , at the same position, using the appropriate apparatus. The residual indentation should be ≤0.1mm	Pass Residual indentation: 0.07mm
10	Determination of dimensional stability and curling after exposure to heat	EN 434:1994	Store the test pieces for 360 ⁺¹⁵ min in the oven, which had previously been stabilized at (80±2) °C. Remove the metal plates bearing the test pieces from the oven. Allow these to cool and recondition at a temperature of (23±2) °C and relative humidity (50±5) % for a further 24 h, unless otherwise specified for the product. Variations of length percentage should be ≤ 0.25% The curling after exposure to heat should be ≤ 2 mm	Pass Variations of length percentage 0.06% Curling: 0.14mm

***** To be continued*****

This document is issued by the Company subject to its General Conditions of Service printed overleaf, available on request or accessible at http://www.sgs.com/terms_and_conditions.htm and for electronic format documents, subject to Terms and Conditions for Electronic Documents at www.sgs.com/terms_e-document.htm. Attention is drawn to the limitation of liability, indemnification and jurisdiction issues defined therein. Any holder of this document is advised that information contained hereon reflects the Company's findings at the time of its issue. It is not to be used within the limits of Client's instructions, if any. The Company's sole responsibility is to its Client and this document does not exonerate parties to a transaction from exercising all their rights and obligations under the transaction documents. This document cannot be reproduced except in full, without prior written approval of the Company. Any unauthorized alteration, forgery or falsification of the content or appearance of this document is unlawful and offenders may be prosecuted to the fullest extent of the law. Unless otherwise stated, the results shown in this test report refer only to the sample(s) tested and such sample(s) are retained for 30 days only.



No.69, Block 1159, East Kang Qiao Road, Pudong District, Shanghai, China 201319 t:(86-21) 61196300 f:(86-21) 68183122/68183920 www.cn.sgs.com
 中国·上海·浦东康桥东路1159弄69号 邮编:201319 t:(86-21) 61196300 f:(86-21) 68183122/68183920 e:sgs.china@sgs.com

Member of the SGS Group (SGS SA)

TEST REPORT

No. : SC111121249

Date : Nov. 21, 2011

Page: 7 of 8

Test No.	Test Property	Test Method	Test principles/requirements	Rating/ Result
11	Determination of flexibility	EN 435:1994	<p>Condition the test pieces and mandrels at a temperature of (30±2) °C and relative humidity (50±5) % for a minimum of 24 h.</p> <p>The test piece is bent through 180° within 5s around a mandrel under specified conditions.</p> <p>Test using a 20 mm mandrel. For product which show sings of cracking, perform a further test using a 40 mm mandrel. If results show no further cracking, record the use of 40 mm mandrel.</p> <p>Record minimum diameter of the used mandrel.</p>	/ Diameter of mandrel: 10mm
12	Determination of density	EN 436:1994	<p>Condition the test pieces at a temperature of (23±2) °C and relative humidity of (50±5) % for a minimum of 24h.</p> <p>Weigh the test piece with the thin wire suspended around it. Record the mass, m₁.</p> <p>Immerse the test pieces, still suspended by the wire, in the distilled water contained in the beaker on the pan straddle or other stationary support.</p> <p>Remove adhering air bubbles with a fine wire. Mark the level of immersion and record the mass of the immersed test piece, m₂.</p> <p>Calculate the density, ρ, in kilograms per cubic meter, of the test piece from the following equation: $\rho = m_1 \rho_{H_2O} / (m_1 - m_2)$ ρ_{H₂O} is the density of water, at that temperature.</p>	/ ρ=2103kg/m ³

***** To be continued *****

This document is issued by the Company subject to its General Conditions of Service printed overleaf, available on request or accessible at http://www.sgs.com/terms_and_conditions.htm and, for electronic format documents, subject to Terms and Conditions for Electronic Documents at www.sgs.com/terms_e-document.htm. Attention is drawn to the limitation of liability, jurisdiction and jurisdiction issues defined therein. Any holder of this document is advised that information contained hereon reflects the Company's findings at the time of its issuance and within the limits of Client's instructions, if any. The Company's sole responsibility is to its Client and this document does not exonerate parties to a transaction from exercising all their rights and obligations under the transaction documents. This document cannot be reproduced except in full, without prior written approval of the Company. Any unauthorized alteration, forgery or falsification of the content or appearance of this document is unlawful and offenders may be prosecuted to the fullest extent of the law. Unless otherwise stated, the results shown in this test report refer only to the sample(s) tested and such sample(s) are retained for 30 days only.



TEST REPORT

No. : SC111121249

Date : Nov. 21, 2011

Page: 8 of 8

Test No.	Test Property	Test Method	Test principles/requirements	Rating/ Result
13	Color fastness to light	EN ISO 105 B02:1999+A1:2002; Use Xenon-Arc Lamp	Comparison upto blue wool reference 6	Grade (Blue wool Std): 6

Result 1: Results of side length, squareness and straightness of tiles (mm)


Side length

Length/Width	No.1	No.2	No.3	No.4	No.5
Point1	457.01	457.18	457.06	457.14	457.25
Point2	457.13	457.13	457.19	457.08	457.20
Point3	457.08	457.10	457.13	457.12	457.13
Average	457.13				

Squareness and straightness

	No.1	No.2	No.3	No.4	No.5	Average
Squareness(max)	0.10	0.08	0.08	0.06	0.05	0.07
Straightness(max)	0.05	0.04	0.05	0.07	0.08	0.06

Sample photo:



***** End of report *****

This document is issued by the Company subject to its General Conditions of Service printed overleaf, available on request or accessible at http://www.sgs.com/terms_and_conditions.htm and for electronic format documents, subject to Terms and Conditions for Electronic Documents at www.sgs.com/terms_e-document.htm. Attention is drawn to the limitation of liability, jurisdiction and jurisdiction issues defined therein. Any holder of this document is advised that information contained hereon reflects the Company's findings at the time of its inspection and within the limits of Client's instructions, if any. The Company's sole responsibility is to its Client and this document does not exonerate parties to a transaction from exercising all their rights and obligations under the transaction documents. This document cannot be reproduced except in full, without prior written approval of the Company. Any unauthorized alteration, forgery or falsification of the content or appearance of this document is unlawful and offenders may be prosecuted to the fullest extent of the law. Unless otherwise stated, the results shown in this test report refer only to the sample(s) tested and such sample(s) are retained for 30 days only.





TEST REPORT

No. : SC121221750

Date : Dec. 20, 2012

Page: 1 of 1

FLOOR COMPANY LIMITED
TANGQIAO, YAOGUAN, WUJIN

The following sample(s) was/ were submitted and identified on behalf of the client as:

Sample Name : PVC FLOOR
 Sample Number : SC121221750
 Test Required : Slip resistance
 Test Method : DIN 51130:2010
 Product specification : 15.24cm×15.24cm×0.3cm
 Date of Receipt : Dec. 07, 2012
 Test Period : Dec. 07, 2012 to Dec. 20, 2012
 Test result(s) : Please see the below table

Test Item	Test Method	Test Result
Slip resistance (Ramp test)	DIN 51130:2010	Mean overall acceptance angle:11.8° Slip resistance assessment group:R10

Note: The test was carried out by external laboratory assessed as competent.

Statement: Unless otherwise stated the results shown in this test report refer only to the sample(s) tested.

***** End of report *****

Signed for SGS-CSTC Standards
Technical Services (Shanghai) Co., Ltd.


 Vivien Zhang
 Authorized signatory

This document is issued by the Company subject to its General Conditions of Service printed overleaf, available on request or accessible at http://www.sgs.com/terms_and_conditions.htm and, for electronic format documents, subject to Terms and Conditions for Electronic Documents at www.sgs.com/terms_e-document.htm. Attention is drawn to the limitation of liability, jurisdiction and jurisdiction issues defined therein. Any holder of this document is advised that information contained hereon reflects the Company's findings at the time of its inspection only and within the limits of Client's instructions, if any. The Company's sole responsibility is to its Client and this document does not exonerate parties to a transaction from exercising all their rights and obligations under the transaction documents. This document cannot be reproduced except in full, without prior written approval of the Company. Any unauthorized alteration, forgery or falsification of the content or appearance of this document is unlawful and offenders may be prosecuted to the fullest extent of the law. Unless otherwise stated, the results shown in this test report refer only to the sample(s) tested and such sample(s) are retained for 30 days only.



No.69, Block 1159, East Kang Qiao Road, Pudong District, Shanghai, China 201319 (86-21) 61106300 (86-21) 63183122/63183920 www.cn.sgs.com
 中国·上海·浦东康桥东路1159弄69号 邮编:201319 (86-21) 61106300 (86-21) 63183122/63183920 e.sgs.china@sgs.com

SHML 414337

Attention: To ensure the authenticity of testing inspection report & certificate, please contact us at telephone: (86-25) 83297744, or email: CN_Dept@sgs.com

Test Report

Report Number: 160301003SHF-BP-1

Applicant Name: Company Limited Report Date: April 8, 2016

Applicant Address: TANGQIAO, YAOGUAN, WUJIN,

Attn: Mary Ma

Sample Description:

Product: PVC Floor
Model: /
Sample Quantity: 16 pieces
Sample ID: S160301003SHF-001~016
Date Received: 2016/3/1
Date Test Conducted: 2016/3/1~2016/4/8

Tests Conducted:

As requested by the applicant, for details refer to attached pages(s).

Conclusion:

For details refer to attached page(s).
The conclusions of this test report may not be used as part of the requirements for Intertek product certification. Authority to Mark must be issued for a product to become certified.


Test Items, Method and Results:

Test item	Test Method	Test Result		
The body voltage	EN 1815:1997 Method A	Grounded metal base plate	Rubber sole	0.8kV
			Polyvinyl chloride sole	1.0kV

Note:

1. According to EN 14041:2004/AC:2006, the body voltage measured in accordance with EN 1815 for Antistatic floor coverings shall not exceed 2.0kV.
2. This test was conducted at the external qualified facility, located at Tianjing.

Appendix A: Sample received photo



Approved by:

Name: Sun Sun
Title: Approver

Name: Sally Xie
Title: Reviewer

Name: Eryn Cui
Title: Project Engineer

The End of Report

This report is for the exclusive use of Intertek's Client and is provided pursuant to the agreement between Intertek and its Client. Intertek's responsibility and liability are limited to the terms and conditions of the agreement. Intertek assumes no liability to any party, other than to the Client in accordance with the agreement, for any loss, expense or damage occasioned by the use of this report. Only the Client is authorized to permit copying or distribution of this report and then only in its entirety. Any use of the Intertek name or one of its marks for the sale or advertisement of the tested material, product or service must first be approved in writing by Intertek. The observations and test results in this report are relevant only to the sample tested. This report by itself does not imply that the material, product, or service is or has ever been under an Intertek certification program.



Certificate of Environmental Management System

Certificate No.: 053714ER1

Certified that

FLOOR COMPANY LIMITED

Registration Address: Tangqiao Village, Yaoguan Town

Audit Address: No.301 Changhong East Road, Tangqiao Village, Yaoguan Town,
Economic Development Zone, Changzhou City, Jiangsu Province

Unified Social Credit Code: 913204125794831431

*Has established an Environmental Management System which is in
Accordance with the Requirements of the Standard:*

GB/T 24001-2016/ISO 14001:2015

SCOPE OF CERTIFICATION

**The Environmental Management Activities Related to
Production and Sales of
PVC Plastic Floor**

Expiry of Certificate for Last Cycle: Feb. 26, 2018

Validity of Certification: May 24, 2018 To: Feb. 26, 2021

Effective Date of the Certificate: May 24, 2018

*(The effectiveness of this Certificate shall be validated by periodic surveillance audit of EWC for maintenance.
Conditions on effectiveness of certificate see <http://www.ewqcc.org> and official website of Certification and
Accreditation Administration of People's Republic of China <http://www.cnca.gov.cn>*

Expiry of This Certificate is Feb., 2019)

Serial No.: YM022418



EWC:

Li Jing

